




# Forensics

The Stars Challenge at Monmouth University




Forensics  
The Stars Challenge at Monmouth University  
Winter 2007

# Forensics at the Stars Challenge

This course offers students the opportunity to see science through the eyes of a crime scene investigator. Each case requires students to act as investigators, so they must engage in many of the processes necessary for a Science-as-Inquiry approach. At various points, students gather data, think critically and logically about relationships between evidence and explanations, and construct and analyze explanations.

The current interest in forensics motivates and enables students to connect science to the real world. By introducing new forensics testing techniques in each investigation, students are more likely to be engaged in the learning process and see a real-world application of each activity. At Stars Challenge, students experience learning!

Ms. Hui



CSI fans testing their observation skills and recording their observations.





Footprints tell a story.

## Scientific Method

- Make observations
- Pose a question (Problem)
- Develop a hypothesis
- Conduct an experiment
- Record results
- Form a conclusion


## Steps In Reconstruction

- recognition of evidence
- documentation of evidence
- collect evidence
- evaluation of evidence
- hypothesize
- test
- reconstruction

What happened? How did it happen?

How are they similar?





Visiting our first crime scene.



In the Case of the Missing Millionaire, student-slueths used drawings to record assigned sections of the crime scene.



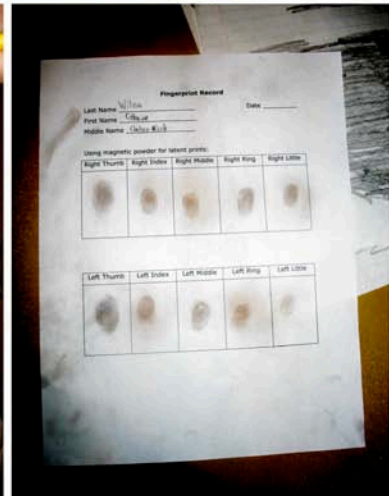


Before crime scene investigators can determine the "why" and "who" in the crime, they need to establish the "what" and "how" the crime occurred. Evidence is collected for analysis.



Observing and recording details from the evidence collected at Felix's beach house.





A forensics class would not be complete without learning how to process fingerprints with magnetic powders.





Recording our own finger prints.



Our investigative team organizes their evidence.






Our forensic team begins testing the evidence in the Anacon lab.





Results from our tests bring investigators back to their suspects chart to rethink their hypotheses.



Testing continues....








In our pH demonstration, investigators develop their questioning skills.





Our young investigators attempt to take into account all the evidence and the results of their tests -- to reconstruct the crime scene.



Investigators take on another case -- "Renters Beware." A chemical collected as evidence is identified using a flame test.





In our last case, Lyndon Smith's future rests in the hands of our crime scene investigators at Anacon.

