



Forensics

The Stars Challenge at Monmouth University 2011

In our first session, I recall looking into the eyes of many enthusiastic students who were ready to explore the work of a forensic scientist. As new cases were introduced, their curiosity and eagerness to solve the crime filled each session with energy.

Each case introduced new forensic investigative skills. It was evident that students were willing and able to accept each challenge presented to them. In the Case of Thomas Ziegler, students learned how to interpret evidence and reconstruct the crime. As we moved on to the Case of the Missing Microchip, we practiced interviewing and organizing our data. In our last case, we used a flame test to identify an unknown substance and fibers found in Lyndon's locker. Whether we were analyzing fingerprints one week or calculating the angle of trajectory in blood splatter in another, there was never enough time in each session to match the curiosity within our student sleuths.

“Although our sessions have run out, allow your drive to solve the crime continue to find the truth in every case. Remember,...good questions can lead you to the truth and to become a great crime scene investigator. You have been a delightful group!”

Lots of luck in your CSI future,

Ms Hui



Criminals beware! Our future crime scene investigators will be on the case.



Practicing our observation and recording skills to assure we do not miss any details at a crime scene.



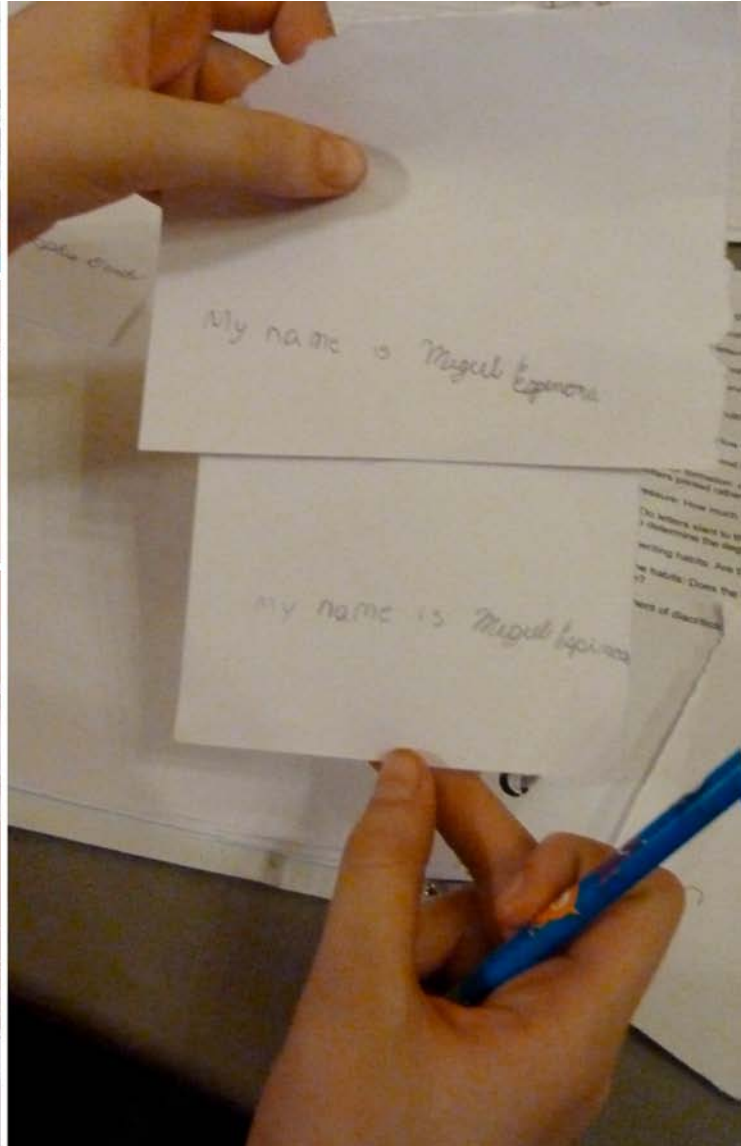
Evidence from the Ziegler case can help us reconstruct the crime.







As characters were introduced, information pertinent to the case of the Missing Computer Chip was recorded.





Handwriting analysis can tell us if the document is a forgery.



We used magnifying lens to identify security features in our currency.



Ultraviolet lights can help detect more security features in our currency.



One person's fingerprints have ridges that are different from another person's.



We dusted with magnetic powder to reveal latent prints.



A process called super glue fuming can be used to reveal latent prints.




The characters in the “Deadly Reunion” case are introduced.





We listened carefully for information that can lead us to a suspect and motive in the “Deadly Reunion” case.

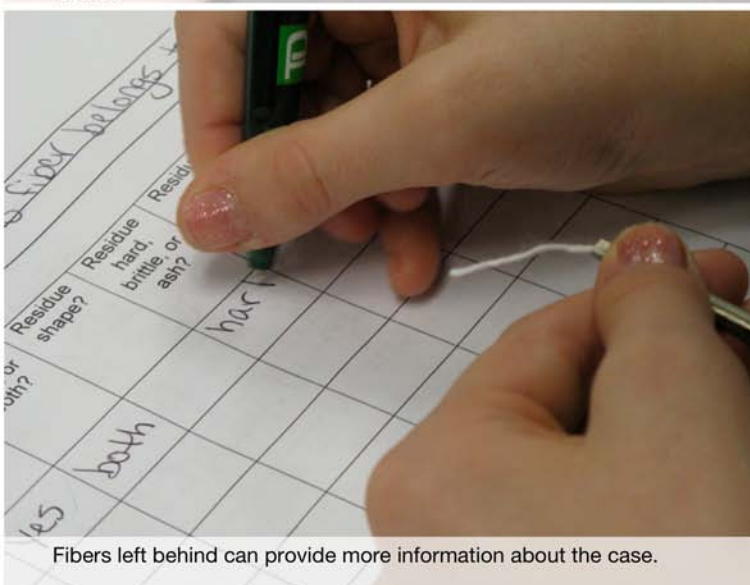








A flame test will identify the unknown substance found in Lyndon's locker.



Fibers left behind can provide more information about the case.



The ink from a note should not be overlooked!





Forensics

The Stars Challenge at Monmouth University 2011



Made on a Mac