



the stars
challenge

Forensics
Winter 2013



To all my forensic students,

It has been a pleasure watching you work diligently to solve cases presented to you. During each case, you showed the inquisitive mind of a criminal investigator and the skills of a forensic scientist. As each case presented a different challenge, you were able to learn and build analytical skills needed to reconstruct the crime.

I hope this course inspired you to consider the pursuit of forensics as a career.

Best wishes,
Ms Hui



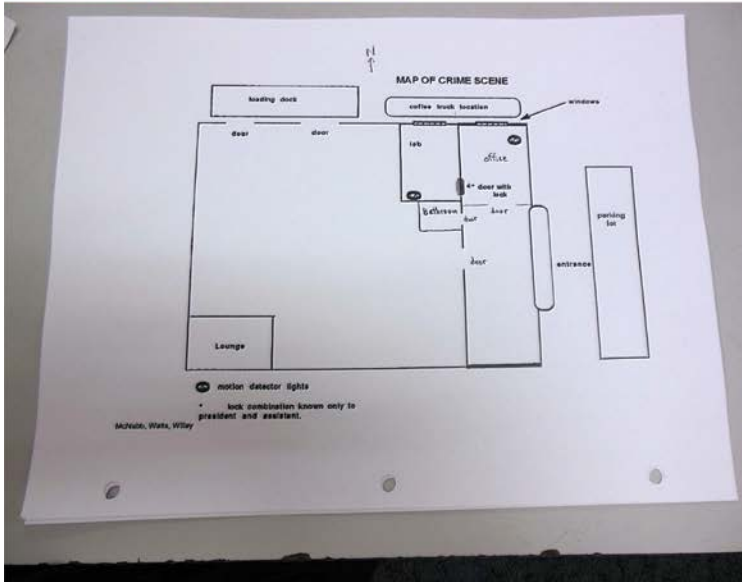
We began developing observation skills in our first class.



Here is our Stars Challenge Forensics Team



The Two-Second-Encounter activity challenged our memory skills.





Part of learning how to detect forgery is to learn how to forge. Some of us were quite successful forgers.



to Dada
01 Whatever Drive
Newhereville, NJ 98765

Date 1-21-13¹²³

Pay to the Order of Laura Bobiak \$ 1,000,000
one million Dollars

insic Bank Of NJ Laura Bobiak

125486 | 0022345567 | 1"0123

er Drive
e, NJ 98765

er of _____ Date _____ 123







We learned how to use magnetic powder to dust for fingerprints.




We were able to use super glue fuming to reveal our own latent prints.



Bite marks found on a sandwich were used to help us identify suspects in Sissy's kidnapping.



Shoe prints were analyzed to tell what happened in the area.




We used a chemical reaction test to analyze the white powder found on Mr. Wanegard's wine glass.






Although all the white powders collected in Mr. Wanegard's house looked similar, their chemical reactions were quite different.



Matching the ink on the note to the pens found in Sari, Brandon and Joe's locker was an easy task for our forensics team.



Results from our flame test showed that the mystery white powder found in Lyndon's locker was not a practical joke.





Forensics

The Stars Challenge at Monmouth University